

---

---

**Paints and varnishes — Determination  
of percentage volume of non-volatile  
matter —**

**Part 1:  
Method using a coated test panel to  
determine non-volatile matter and  
to determine dry-film density by the  
Archimedes' principle**

*Peintures et vernis — Détermination du pourcentage en volume de  
matière non volatile —*

*Partie 1: Méthode utilisant un panneau d'essai revêtu pour  
déterminer la matière non volatile et pour déterminer la masse  
volumique du feuil sec par le principe d'Archimède*





**COPYRIGHT PROTECTED DOCUMENT**

© ISO 2019

All rights reserved. Unless otherwise specified, or required in the context of its implementation, no part of this publication may be reproduced or utilized otherwise in any form or by any means, electronic or mechanical, including photocopying, or posting on the internet or an intranet, without prior written permission. Permission can be requested from either ISO at the address below or ISO's member body in the country of the requester.

ISO copyright office  
CP 401 • Ch. de Blandonnet 8  
CH-1214 Vernier, Geneva  
Phone: +41 22 749 01 11  
Fax: +41 22 749 09 47  
Email: [copyright@iso.org](mailto:copyright@iso.org)  
Website: [www.iso.org](http://www.iso.org)

Published in Switzerland

# Contents

Page

<b>Foreword</b> .....	<b>iv</b>
<b>Introduction</b> .....	<b>v</b>
<b>1 Scope</b> .....	<b>1</b>
<b>2 Normative references</b> .....	<b>1</b>
<b>3 Terms and definitions</b> .....	<b>1</b>
<b>4 Principle</b> .....	<b>2</b>
<b>5 Apparatus and reagents</b> .....	<b>2</b>
<b>6 Sampling</b> .....	<b>5</b>
<b>7 Procedure</b> .....	<b>5</b>
7.1 Number of determinations and preparation.....	5
7.2 Choice of receptacle.....	5
7.3 Determination of volume of uncoated receptacle.....	5
7.4 Application.....	6
7.4.1 General.....	6
7.4.2 Discs.....	6
7.4.3 Plates.....	6
7.4.4 Drying.....	7
7.5 Determination of volume of dry coating.....	7
7.6 Determination of density of the liquid coating material.....	7
<b>8 Calculation</b> .....	<b>7</b>
8.1 Calculation of the practical dry-film density, non-volatile-matter content and non-volatile matter by volume.....	7
8.2 Calculation of the spreading rate.....	8
<b>9 Precision</b> .....	<b>9</b>
9.1 Repeatability limit.....	9
9.2 Reproducibility limit.....	9
<b>10 Test report</b> .....	<b>9</b>
<b>Annex A (informative) Examples of test conditions</b> .....	<b>10</b>
<b>Annex B (informative) Overview of the existing methods for determination of non-volatile-matter content and volume of non-volatile matter</b> .....	<b>11</b>
<b>Bibliography</b> .....	<b>13</b>

## Foreword

ISO (the International Organization for Standardization) is a worldwide federation of national standards bodies (ISO member bodies). The work of preparing International Standards is normally carried out through ISO technical committees. Each member body interested in a subject for which a technical committee has been established has the right to be represented on that committee. International organizations, governmental and non-governmental, in liaison with ISO, also take part in the work. ISO collaborates closely with the International Electrotechnical Commission (IEC) on all matters of electrotechnical standardization.

The procedures used to develop this document and those intended for its further maintenance are described in the ISO/IEC Directives, Part 1. In particular, the different approval criteria needed for the different types of ISO documents should be noted. This document was drafted in accordance with the editorial rules of the ISO/IEC Directives, Part 2 (see [www.iso.org/directives](http://www.iso.org/directives)).

Attention is drawn to the possibility that some of the elements of this document may be the subject of patent rights. ISO shall not be held responsible for identifying any or all such patent rights. Details of any patent rights identified during the development of the document will be in the Introduction and/or on the ISO list of patent declarations received (see [www.iso.org/patents](http://www.iso.org/patents)).

Any trade name used in this document is information given for the convenience of users and does not constitute an endorsement.

For an explanation of the voluntary nature of standards, the meaning of ISO specific terms and expressions related to conformity assessment, as well as information about ISO's adherence to the World Trade Organization (WTO) principles in the Technical Barriers to Trade (TBT), see [www.iso.org/iso/foreword.html](http://www.iso.org/iso/foreword.html).

This document was prepared by Technical Committee ISO/TC 35, *Paints and varnishes*, Subcommittee SC 9, *General test methods for paints and varnishes*.

This second edition cancels and replaces the first edition (ISO 3233-1:2013), which has been technically revised.

The main changes compared to the previous edition are as follows:

- the definitions and sources have been updated in [Clause 3](#);
- a minimum mass of 25 mg of the coating on the plate has been added in [7.4.1](#) because measurements and simulation calculations demonstrate the need for a minimum mass for the coated panel;
- the text has been editorially revised.

A list of all parts in the ISO 3233 series can be found on the ISO website.

Any feedback or questions on this document should be directed to the user's national standards body. A complete listing of these bodies can be found at [www.iso.org/members.html](http://www.iso.org/members.html).

## Introduction

This method is used to measure the density and to determine the volume of a dry coating obtainable from a given volume of liquid paint. This volume is considered to be the most meaningful measure of the coverage (area of surface covered at a specified dry-film thickness per unit volume) of a paint, varnish or related product. The value obtained by this method might not be the same as that calculated on the basis of the addition of masses and volumes of the raw materials in a formulation. The volume occupied by a combination of resin and solvent can be the same as, greater than or less than the combined volume of the separate components, due to contraction or expansion of the resin and solvent. A second factor affecting the volume of a dry coating formulation is the degree to which the spaces between pigment particles are filled with binder. A third factor is the use of volatile components in reactive systems that, by their reaction, change into non-volatile film-building materials, i.e. amines and reactive solvents in high-build two-component coating materials.

Above and close to the critical pigment volume concentration, the volume of a dry paint film is greater than the theoretical volume, due to an increase in unfilled voids between pigment particles. The porosity of the film means that this method is unsuitable.

The values obtained for the non-volatile matter by volume are dependent on the temperature and time of heating, and these conditions should be carefully considered for the material being tested.

www.biuged.com

标格达仪器  
www.biuged.com

标格达仪器  
www.biuged.com

标格达仪器  
www.biuged.com

标格达仪器  
www.biuged.com

标格达仪器  
www.biuged.com

标格达仪器  
www.biuged.com

标格达仪器  
www.biuged.com

标格达仪器  
www.biuged.com

标格达仪器  
www.biuged.com

标格达仪器  
www.biuged.com

标格达仪器  
www.biuged.com

# Paints and varnishes — Determination of percentage volume of non-volatile matter —

## Part 1:

### Method using a coated test panel to determine non-volatile matter and to determine dry-film density by the Archimedes' principle

#### 1 Scope

This document specifies a method for determining the non-volatile matter by volume ( $NV_V$ ) of coating materials and related products by measuring the density of a dried coating for any specified temperature range and period of drying or curing. This method determines the non-volatile matter immediately after application.

Using the non-volatile matter by volume results obtained in accordance with this document, it is possible to calculate the spreading rate of coating materials.

The method specified in this document is the preferred method for air-drying materials. Its use for other materials has not yet been tested.

[Annex B](#) gives an overview of the existing methods for determination of non-volatile-matter content and volume of non-volatile matter.

This document is not applicable to coating materials in which the critical pigment volume concentration is exceeded.

#### 2 Normative references

The following documents are referred to in the text in such a way that some or all of their content constitutes requirements of this document. For dated references, only the edition cited applies. For undated references, the latest edition of the referenced document (including any amendments) applies.

ISO 1513, *Paints and varnishes — Examination and preparation of test samples*

ISO 2811 (all parts), *Paints and varnishes — Determination of density*

ISO 4618, *Paints and varnishes — Terms and definitions*

ISO 15528, *Paints, varnishes and raw materials for paints and varnishes — Sampling*

#### 3 Terms and definitions

For the purposes of this document, the terms and definitions given in ISO 4618 and the following apply.

ISO and IEC maintain terminological databases for use in standardization at the following addresses:

- ISO Online browsing platform: available at <https://www.iso.org/obp>
- IEC Electropedia: available at <http://www.electropedia.org/>

### 3.1

#### **non-volatile matter**

##### **NV**

residue by mass obtained by evaporation under specified conditions

Note 1 to entry: Instead of the term "non-volatile matter" different terms, such as solid, dry residue, dry matter, solid matter, stoving residue are being used commonly with the respective abbreviations. The term "non-volatile matter" which is also applied in ISO 3251 should be used together with the abbreviation "NV" instead of these terms.

Note 2 to entry: This document and ISO 3251 specify different conditions for the determination of NV. Therefore, in this document, the symbol  $NV_m$  is used for non-volatile matter by mass.

[SOURCE: ISO 4618:2014, 2.176 modified — Note 2 to entry added.]

### 3.2

#### **non-volatile matter by volume**

##### **$NV_v$**

percentage residue by volume obtained by evaporation under specified conditions

### 3.3

#### **spreading rate**

##### **s**

surface area that can be covered by a given quantity of coating material to give a dried film of requisite thickness

Note 1 to entry: It is expressed in  $m^2/l$  or  $m^2/kg$ .

[SOURCE: ISO 4618:2014, 2.238 — modified, symbol s added and Note 2 to entry deleted.]

### 3.4

#### **practical dry-film density**

##### **$\rho_p$**

practically determined density of a dried and cured coating

## 4 Principle

A receptacle (disc or plate) is weighed in air and in water (or other suitable liquid of known density), coated with the product to be tested, dried and reweighed in air and in the same liquid. From these measurements, the mass, the volume and hence the density of the dry coating are calculated. The non-volatile matter by volume is calculated from the quotient of the density of the coating material and the density of the dry film.

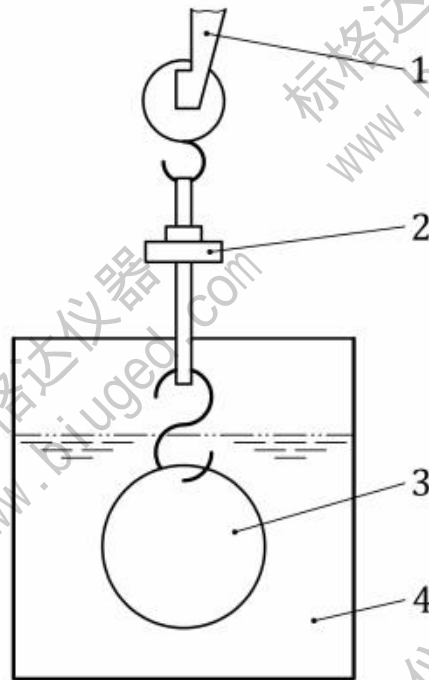
## 5 Apparatus and reagents

Standard laboratory apparatus, together with the following:

### 5.1 Analytical balance, accurate to 0,1 mg.

A single-pan balance is most convenient, and a useful modification is to replace the balance pan by a standard counterweight attachment as shown in [Figure 1](#).



**Key**

- 1 balance arm
- 2 standard counterweight attachment
- 3 disc
- 4 immersion liquid

**Figure 1 — Special balance support****5.2 Receptacle** (see 7.2).

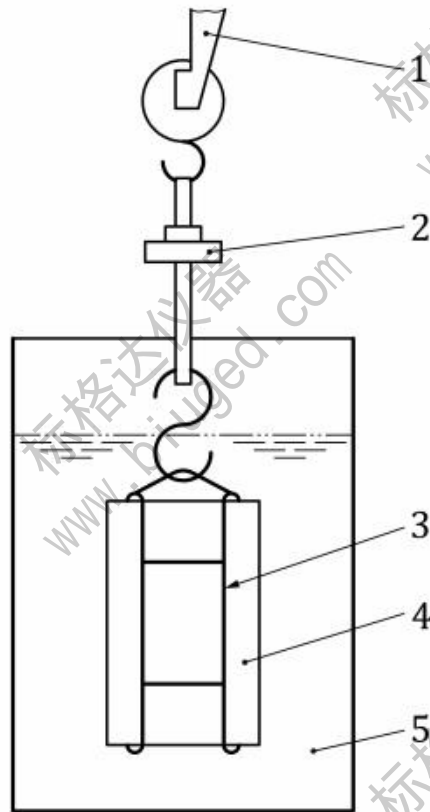
**5.2.1 Disc**, about 60 mm in diameter and about 0,7 mm thick, with a small hole at least 2 mm to 3 mm from the edge.

A stainless-steel disc has been found satisfactory but has the disadvantage of having a density much in excess of normal liquid coatings. Discs of lighter material, including plastics, for example poly(ethylene terephthalate), are permitted, provided they do not change in volume by contact with the solvents contained in the liquid coating, or during the heating and drying processes involved.

**5.2.2 Plate**, of size  $(75 \pm 5)$  mm by  $(120 \pm 5)$  mm, with a small hole at least 2 mm to 3 mm from the shorter side on the longitudinal axis of the panel.

Glass plates may be used as these are very flat. However, drilling a hole is difficult and therefore, if glass plates are used, they should preferably be suspended in a stirrup or cradle of thin wire (see Figure 2). The diameter of the wire shall not exceed 0,3 mm because of surface tension effects.

Plates of this size might be difficult to accommodate in a balance case. Smaller plates may therefore be used provided the coated area is no less than  $5\,600\text{ mm}^2$ .



**Key**

- 1 balance arm
- 2 standard counterweight attachment
- 3 wire cradle
- 4 plate
- 5 immersion liquid

**Figure 2** — Wire cradle support for plate

**5.3 Hook**, made of stainless steel or synthetic thread, for attaching the receptacle to the balance during weighing operations. The diameter of the wire shall not exceed 0,3 mm because of surface tension effects.

**5.4 Beaker**, of size convenient for immersing the receptacle with a clearance of at least 10 mm and which can be accommodated in the balance case.

**5.5 Support**, for holding the beaker under the balance stirrup without jamming the pan damper, if a counterweight as recommended in 5.1 is not available.

**5.6 Immersion liquid**, of suitable density, in which the receptacle is immersed.

Distilled water is suitable for most coating materials. An organic liquid which does not affect the paint film may also be used.

**5.7 Desiccator**, containing a suitable desiccant.

**5.8 Air oven**, capable of maintaining the specified or agreed test temperature (see [Annex A](#)) to  $\pm 2$  °C (for temperatures up to 150 °C) or  $\pm 3,5$  °C (for temperatures above 150 °C and up to 200 °C). An air oven with forced ventilation shall be used.

Air ovens of the same type shall be used by all parties for referee tests.

## 6 Sampling

Take a representative sample of the coating material to be tested, as described in ISO 15528.

Examine and prepare the test samples for testing, as described in ISO 1513.

## 7 Procedure

### 7.1 Number of determinations and preparation

Carry out the determination in triplicate.

Samples may be applied to discs or plates by dipping, brushing or applicator as described in [7.4](#).

Examples of test temperatures and times of drying/curing that may be used for various types of coating material are given in [Annex A](#).

### 7.2 Choice of receptacle

The choice of receptacle (disc or plate) will depend on the type of coating being measured. Discs should preferably be used for paints of low viscosity and paints which are thinned for spray application. Plates may be used for thixotropic and other coatings which can be drawn down with a doctor blade or for paints applied by dipping or by spin coating.

### 7.3 Determination of volume of uncoated receptacle

**7.3.1** Dry the receptacle ([5.2](#)) and suspension hook ([5.3](#)) in the oven ([5.8](#)), if required, at the recommended temperature for 10 min, cool in the desiccator ([5.7](#)) and weigh the receptacle in air. Record this mass as  $m_1$ .

**7.3.2** Place in the beaker ([5.4](#)) sufficient of the liquid ([5.6](#)) to ensure that it will be at least 10 mm above the top of the suspended receptacle (see [Figure 3](#)). Indicate the level on the side of the beaker and check that this level is maintained throughout the determination. The temperature of the liquid should preferably be  $(23 \pm 1)$  °C. Suspend the receptacle in the liquid (see the note) and again weigh it. Record this mass as  $m_2$ .

NOTE If water is used as the immersion liquid, 1 or 2 drops of a suitable wetting agent will help to ensure rapid and thorough wetting of the receptacle.

7.3.3 Record the temperature of the liquid and determine its density by one of the methods specified in the ISO 2811 series, at this temperature (see 7.6). Record the density as  $\rho_1$ .

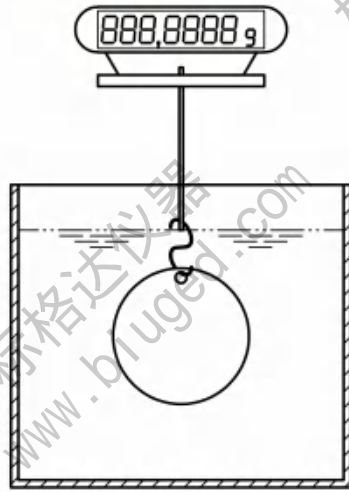


Figure 3 — Assembly for weighing the receptacle in the immersion liquid

## 7.4 Application

### 7.4.1 General

Apply, as described in 7.4.2 for discs or 7.4.3 for plates, the approximate amount of coating needed to achieve the specified film thickness, if known.

The dry-film thickness on the plate shall correspond approximately to the dry-film thickness of the coating material used in practice and the minimum mass of the coating on the plate shall be 25 mg.

Viscous materials may be thinned with known amounts of specified thinners of known density.

Thixotropic materials may be applied by syringe or pipette before spreading by a film applicator.

### 7.4.2 Discs

The preferred method of application is by dipping, but samples may also be applied by brush.

Attach the disc (5.2.1) to a strong piece of wire and immerse it completely in the sample. Withdraw the disc at a steady rate, drain and remove any thick edge which forms at the bottom of the disc. This may be done by drawing a glass rod along the thick edge, rotating the rod at the same time. If any air bubbles form on the surface of the film, burst them with a needle.

NOTE The aim is to have, when dry, a uniform coating of specified thickness. A 30  $\mu\text{m}$  film will normally represent a volume of greater than 0,15 ml of dry film. In some cases, it might be necessary to dip twice to obtain the specified thickness. In others, it might be necessary first to thin the liquid coating slightly with an appropriate thinner to obtain the correct conditions. The mass of dry coating required to conform to the thickness limits will vary according to its density.

Weigh the disc immediately and record this mass as  $m_3$ .

### 7.4.3 Plates

Apply the sample to a plate (5.2.2) by dipping, or by doctor blade or bar applicator, or by spin coating.

Weigh the plate immediately and record this mass as  $m_3$ .

#### 7.4.4 Drying

Suspend the coated receptacle by the wire used for dipping the receptacle in the sample, or by any other suitable device. It is not allowed to use the suspension hook (5.3) for this purpose. Allow the film to dry under suitable conditions (see Annex A for examples).

### 7.5 Determination of volume of dry coating

**7.5.1** After drying, detach the coated receptacle from the device used to suspend it during drying, cool it in a desiccator together with the suspension hook (5.3), and then weigh it in air. Record this mass as  $m_4$ .

**7.5.2** Weigh the coated receptacle in the same liquid used for immersion of the uncoated receptacle (see 7.3.2, including its note), taking care to ensure that the temperature of the liquid is exactly the same as when weighing the uncoated receptacle in the liquid. If the mass changes rapidly due to the absorption of liquid by the coating, repeat the determination using another liquid that is not absorbed by the coating. Record this mass as  $m_5$ .

### 7.6 Determination of density of the liquid coating material

Determine, to the nearest 1 mg/ml, the density of the sample by one of the methods specified in the ISO 2811 series, at exactly the same temperature as the density of the immersion liquid. Record this density as  $\rho_2$ .

## 8 Calculation

### 8.1 Calculation of the practical dry-film density, non-volatile-matter content and non-volatile matter by volume

Calculate the practical dry-film density,  $\rho_p$ , in grams per cubic centimetre, using Formula (1):

$$\rho_p = \frac{m_4 - m_1}{m_2 + m_4 - m_1 - m_5} \times \rho_1 \quad (1)$$

Calculate the non-volatile-matter content,  $NV_m$ , as a mass fraction, in per cent, using Formula (2):

$$NV_m = \frac{m_4 - m_1}{m_3 - m_1} \times 100 \quad (2)$$

Calculate the mean practical dry-film density,  $\bar{\rho}_p$ , and the mean non-volatile-matter content,  $\bar{NV}_m$ , of the three individual results.

Calculate the non-volatile matter by volume,  $NV_v$ , as a volume fraction, in per cent, using Formula (3):

$$NV_v = NV_m \times \frac{\rho_2}{\bar{\rho}_p} \quad (3)$$

where

- $m_1$  is the mass, in grams, of the uncoated receptacle in air;
- $m_2$  is the apparent mass, in grams, of the uncoated receptacle immersed in the immersion liquid;
- $m_3$  is the mass, in grams, of the wet coated receptacle;
- $m_4$  is the mass, in grams, of the dry coated receptacle in air;

- $m_5$  is the apparent mass, in grams, of the dry coated receptacle immersed in the immersion liquid;
- $NV_m$  is the non-volatile-matter content of the coating material, as a mass fraction, in per cent;
- $\overline{NV}_m$  is the mean non-volatile-matter content, as a mass fraction, in per cent;
- $NV_V$  is the non-volatile matter by volume of the coating material, as a volume fraction, in per cent;
- $\rho_p$  is the practical dry-film density, in grams per cubic centimetre, of the coating at the test temperature;
- $\overline{\rho}_p$  is the mean practical dry-film density, in grams per cubic centimetre, of the coating at the test temperature;
- $\rho_1$  is the density, in grams per cubic centimetre, of the immersion liquid at the test temperature;
- $\rho_2$  is the density, in grams per cubic centimetre, of the liquid coating material at the test temperature.

## 8.2 Calculation of the spreading rate

The spreading rate,  $s$ , is a value which is calculated solely from the non-volatile matter by mass or by volume.

It is the quotient of the surface area coated and the mass or volume required for this, in square metres per kilogram or square metres per litre, respectively.

Calculate the spreading rate relative to the mass,  $s_m$ , using [Formula \(4\)](#):

$$s_m = \frac{A}{m_0} = \frac{NV_m}{t_d \times \rho_p} \times 10 \quad (4)$$

Calculate the spreading rate relative to the volume,  $s_v$ , using [Formula \(5\)](#):

$$s_v = \frac{A}{V_0} = \frac{NV_m \times \rho_2}{t_d \times \rho_p} \times 10 = \frac{NV_V}{t_d} \times 10 \quad (5)$$

where

- $A$  is the surface area coated, in square centimetres;
- $m_0$  is the mass required for coating, in grams;
- $V_0$  is the volume required for coating, in litres;
- $NV_m$  is the non-volatile-matter content of the coating material, as a mass fraction, in per cent;
- $NV_V$  is the non-volatile matter by volume of the coating material, as a volume fraction, in per cent;
- $t_d$  is the dry-film thickness of the coating, in micrometres;
- $\rho_p$  is the practical dry-film density, in grams per cubic centimetre;
- $\rho_2$  is the density, in grams per cubic centimetre, of the liquid coating material at the test temperature.

## 9 Precision

### 9.1 Repeatability limit

The repeatability limit,  $r$ , is the value below which the absolute difference between two test results (each being the average of two valid determinations), obtained on the same test material by the same operator in the same laboratory within a short period of time using the standard test method, can be expected to lie.

Two results for the non-volatile matter by volume, calculated from the practical dry-film density, may be regarded as acceptable, i.e. lying within the repeatability limit, if they do not differ by more than the following value:

$$0,48 + (0,008\ 6 \cdot NV_v)$$

### 9.2 Reproducibility limit

The reproducibility limit,  $R$ , is the value below which the absolute difference between two test results (each being the average of two valid determinations), obtained on the same test material by different operators in different laboratories using the standard test method, can be expected to lie.

Two results for the non-volatile matter by volume, calculated from the practical dry-film density, may be regarded as acceptable, i.e. lying within the reproducibility limit, if they do not differ by more than the following value:

$$1,06 + (0,009\ 6 \cdot NV_v)$$

## 10 Test report

The test report shall contain at least the following information:

- a) all details necessary to identify the coating material tested;
- b) a reference to this document (i.e. ISO 3233-1:2019);
- c) the method used to determine the density of the coating material (see 7.6);
- d) the type of receptacle used (disc or plate);
- e) the immersion liquid used;
- f) the type of air oven used;
- g) the method used to coat the receptacle with the sample under test, including the drying/curing conditions used;
- h) the dry-film thickness of the coating, in micrometres;
- i) the results of the test, as specified in [Clause 8](#);
- j) any deviation from the test method specified;
- k) any unusual features (anomalies) observed during the test;
- l) the date of testing.

## Annex A (informative)

### Examples of test conditions

This annex gives examples of drying conditions that may be used (see [Table A.1](#)) for various types of coating material as defined by their mode of drying (see [Table A.2](#)).

**Table A.1 — Drying conditions for various types of coating material**

Drying class	Drying conditions
1	Follow manufacturer's stoving instructions. In the absence of this information, flash dry for 10 min to 15 min and stove at $(105 \pm 2)$ °C for 60 min.
2	7 days at $(23 \pm 2)$ °C and $(50 \pm 5)$ % relative humidity
3	Follow manufacturer's stoving instructions. In the absence of this information, flash dry for 10 min to 15 min, then continue drying for 5 min to 10 min at 70 °C to 80 °C and stove at $(125 \pm 5)$ °C for 60 min. If drying is not continued after the flash-drying stage, the stoving period should be at least 120 min.

**Table A.2 — Drying modes and drying classes**

Drying mode	Drying class
<b>Stoving</b> e.g. alkyd/amino paint	1
<b>Evaporation and oxidative drying</b> e.g. alkyd air-drying paint	2
<b>Evaporation and coalescence</b> e.g. emulsion paint	2
<b>Chemical reaction</b> e.g. two-pack epoxy paint	2
<b>Evaporation only</b> e.g. chlorinated-rubber paint	2
<b>Evaporation and coalescence with cross-linking</b> e.g. water-borne paint	3



## Annex B (informative)

### Overview of the existing methods for determination of non-volatile-matter content and volume of non-volatile matter

Table B.1 provides an overview of existing methods for determination of non-volatile matter content and volume of non-volatile matter.

**Table B.1 — Overview of existing methods for determination of non-volatile matter content and volume of non-volatile matter**

International Standard	Result	Determined (practical)	Calculated (theoretical)
ISO 3233-1 (this document)	Practical percentage volume of non-volatile matter $NV_v$	Mass of the uncoated disc or plate in air $m_1$ Mass of the uncoated disc or plate immersed in the immersion liquid $m_2$ Mass of the wet coated disc or plate $m_3$ Mass of the dry coated disc or plate in air $m_4$ Mass of the dry coated disc or plate immersed in the immersion liquid $m_5$ Density of immersion liquid $\rho_1$ Density of the coating material $\rho_2$	Practical dry-film density $\rho_p$ of the test portion, mean value of 3 determinations Non-volatile-matter content $NV_m^a$ of the test portion, mean value of 3 determinations Non-volatile matter by volume $NV_v$ , calculated from the mean values above Spreading rate relative to the mass $s_m$ Spreading rate relative to the volume $s_v$
ISO 3233-2	Practical percentage volume of non-volatile matter $NV_{v,p}$	Mass of the uncoated plate in air $m_1$ Mass of the uncoated plate immersed in the immersion liquid $m_2$ Mass of the dry coated plate in air $m_3$ Mass of the dry coated plate immersed in the immersion liquid $m_4$ Density of immersion liquid $\rho_1$ Density of the coating material $\rho_2$ NV of the coating material in accordance with ISO 3251	Practical dry-film density $\rho_p$ of the test portion, mean value of 2 determinations Practical non-volatile matter by volume $NV_{v,p}$ , mean value of 2 determinations Practical spreading rate relative to the mass $s_{p,m}$ Practical spreading rate relative to the volume $s_{p,v}$
ISO 3233-3	Theoretical percentage volume of non-volatile matter $NV_{v,t}$	NV of the coating material in accordance with ISO 3251 Density of the coating material $\rho_1$ Density of the solvents in the coating material $\rho_2$	Theoretical dry-film density $\rho_t$ of the test portion, single determination Theoretical non-volatile matter by volume $NV_{v,t}$ Theoretical spreading rate relative to the mass $s_{t,m}$

<sup>a</sup> The subscript "m" has been introduced because ISO 3233-1 and ISO 3251 specify different conditions for the determination of NV.

Table B.1 (continued)

International Standard	Result	Determined (practical)	Calculated (theoretical)
			Theoretical spreading rate relative to the volume $s_{t,v}$
ISO 3251	Non-volatile-matter content NV	Masses of the empty dish $m_1$ , dish with the wet coating material $m_2$ and dish with the residue after drying $m_3$ Mean value of duplicates	Percentage by mass of non-volatile-matter content NV
<sup>a</sup> The subscript "m" has been introduced because ISO 3233-1 and ISO 3251 specify different conditions for the determination of NV.			

## Bibliography

- [1] ISO 3251, *Paints, varnishes and plastics — Determination of non-volatile-matter content*
- [2] ISO 3233-2, *Paints and varnishes — Determination of the percentage volume of non-volatile matter — Part 2: Method using the determination of non-volatile-matter content in accordance with ISO 3251 and determination of dry film density on coated test panels by the Archimedes' principle*
- [3] ISO 3233-3, *Paints and varnishes — Determination of the percentage volume of non-volatile matter — Part 3: Determination by calculation from the non-volatile-matter content determined in accordance with ISO 3251, the density of the coating material and the density of the solvent in the coating material*

标格达仪器  
www.biuged.com

标格达仪器  
www.biuged.com

标格达仪器  
www.biuged.com

标格达仪器  
www.biuged.com

标格达仪器  
www.biuged.com

标格达仪器  
www.biuged.com

标格达仪器  
www.biuged.com

标格达仪器  
www.biuged.com

标格达仪器  
www.biuged.com

标格达仪器  
www.biuged.com

This page has been left intentionally blank.