

---

---

**Paints and varnishes — Determination  
of resistance to humidity —**

**Part 3:  
Condensation (in-cabinet exposure  
with heated, bubbling water  
reservoir)**

*Peintures et vernis — Détermination de la résistance à l'humidité —*

*Partie 3: Condensation (exposition dans une étuve avec barboteur  
chauffé)*





**COPYRIGHT PROTECTED DOCUMENT**

© ISO 2018

All rights reserved. Unless otherwise specified, or required in the context of its implementation, no part of this publication may be reproduced or utilized otherwise in any form or by any means, electronic or mechanical, including photocopying, or posting on the internet or an intranet, without prior written permission. Permission can be requested from either ISO at the address below or ISO's member body in the country of the requester.

ISO copyright office  
CP 401 • Ch. de Blandonnet 8  
CH-1214 Vernier, Geneva, Switzerland  
Tel. +41 22 749 01 11  
Fax +41 22 749 09 47  
copyright@iso.org  
www.iso.org

Published in Switzerland

# Contents

Page

|                                   |           |
|-----------------------------------|-----------|
| <b>Foreword</b>                   | <b>iv</b> |
| <b>Introduction</b>               | <b>v</b>  |
| <b>1 Scope</b>                    | <b>1</b>  |
| <b>2 Normative references</b>     | <b>1</b>  |
| <b>3 Terms and definitions</b>    | <b>1</b>  |
| <b>4 Principle</b>                | <b>1</b>  |
| <b>5 Limitations</b>              | <b>2</b>  |
| <b>6 Apparatus</b>                | <b>2</b>  |
| <b>7 Test specimens</b>           | <b>3</b>  |
| 7.1 Material and dimensions       | 3         |
| 7.2 Preparation and coating       | 4         |
| 7.3 Drying and conditioning       | 4         |
| 7.4 Thickness of coating          | 4         |
| <b>8 Procedure</b>                | <b>4</b>  |
| 8.1 Arrangement of test specimens | 4         |
| 8.2 Start-up                      | 5         |
| 8.3 Set of test specimens         | 5         |
| 8.4 Duration of test              | 5         |
| <b>9 Evaluation</b>               | <b>5</b>  |
| <b>10 Precision</b>               | <b>5</b>  |
| <b>11 Test report</b>             | <b>5</b>  |
| <b>Bibliography</b>               | <b>7</b>  |

## Foreword

ISO (the International Organization for Standardization) is a worldwide federation of national standards bodies (ISO member bodies). The work of preparing International Standards is normally carried out through ISO technical committees. Each member body interested in a subject for which a technical committee has been established has the right to be represented on that committee. International organizations, governmental and non-governmental, in liaison with ISO, also take part in the work. ISO collaborates closely with the International Electrotechnical Commission (IEC) on all matters of electrotechnical standardization.

The procedures used to develop this document and those intended for its further maintenance are described in the ISO/IEC Directives, Part 1. In particular the different approval criteria needed for the different types of ISO documents should be noted. This document was drafted in accordance with the editorial rules of the ISO/IEC Directives, Part 2 (see [www.iso.org/directives](http://www.iso.org/directives)).

Attention is drawn to the possibility that some of the elements of this document may be the subject of patent rights. ISO shall not be held responsible for identifying any or all such patent rights. Details of any patent rights identified during the development of the document will be in the Introduction and/or on the ISO list of patent declarations received (see [www.iso.org/patents](http://www.iso.org/patents)).

Any trade name used in this document is information given for the convenience of users and does not constitute an endorsement.

For an explanation on the voluntary nature of standards, the meaning of ISO specific terms and expressions related to conformity assessment, as well as information about ISO's adherence to the World Trade Organization (WTO) principles in the Technical Barriers to Trade (TBT) see the following URL: [www.iso.org/iso/foreword.html](http://www.iso.org/iso/foreword.html).

This document was prepared by Technical Committee ISO/TC 35, *Paints and varnishes*, Subcommittee SC 9, *General test methods for paints and varnishes*.

A list of all parts in the ISO 6270 series can be found on the ISO website.

## Introduction

This document is intended to give consistent conditions and procedures for the conditioning of pre-prepared test specimens which are to be evaluated for defects which can develop when they are subjected to humid ambient atmospheres such as constant condensation-water atmospheres or alternating condensation-water atmospheres.

The tests are designed to clarify the behaviour of the test specimens in humid ambient atmospheres, and to pinpoint any defects in the protection of the test specimens against corrosion. The testing of coatings in these atmospheres does not necessarily give lifetime prediction data.

After conditioning, the test specimens are evaluated either in accordance with documents, such as the appropriate part(s) of ISO 4628, or by procedures agreed between the interested parties.

标格达仪器  
www.biuged.com

标格达仪器  
www.biuged.com

标格达仪器  
www.biuged.com

标格达仪器  
www.biuged.com

标格达仪器  
www.biuged.com

标格达仪器  
www.biuged.com

标格达仪器  
www.biuged.com

标格达仪器  
www.biuged.com

标格达仪器  
www.biuged.com

标格达仪器  
www.biuged.com

# Paints and varnishes — Determination of resistance to humidity —

## Part 3:

## Condensation (in-cabinet exposure with heated, bubbling water reservoir)

### 1 Scope

This document specifies the general conditions and procedures to be observed when testing coated test specimens in constant condensation water atmospheres in order to ensure that the results of tests carried out in different laboratories are reproducible.

NOTE The shape and preparation of the test specimens, the duration of the test and the assessment of the test results are not covered in this document.

### 2 Normative references

The following documents are referred to in the text in such a way that some or all of their content constitutes requirements of this document. For dated references, only the edition cited applies. For undated references, the latest edition of the referenced document (including any amendments) applies.

ISO 1514, *Paints and varnishes — Standard panels for testing*

ISO 2808, *Paints and varnishes — Determination of film thickness*

ISO 3270, *Paints and varnishes and their raw materials — Temperatures and humidities for conditioning and testing*

ISO 4618, *Paints and varnishes — Terms and definitions*

### 3 Terms and definitions

For the purposes of this document, the terms and definitions given in ISO 4618 apply.

ISO and IEC maintain terminological databases for use in standardization at the following addresses:

— IEC Electropedia: available at <http://www.electropedia.org/>

— ISO Online browsing platform: available at <https://www.iso.org/obp>

### 4 Principle

The compressed air is bubbled in heated water and a saturated water vapour is introduced to the test chamber. It makes the supersaturated atmosphere in the test chamber. Under the supersaturated atmosphere, the temperature of the test specimens and the chamber atmosphere becomes almost the same, and continuous condensation takes place. The rotation of the test specimens provides uniform condensation on the test specimens.

## 5 Limitations

Temperature and humidity are important parameters affecting test results. Deviations from the requirements specified can lead to results that are not comparable. However, the interested parties may agree upon alternative parameters and these parameters shall be reported.

## 6 Apparatus

### 6.1 Construction of the apparatus

The apparatus shall be constructed of a chamber, a water reservoir, an air supplier, a specimen rack, a temperature control device, a condensate drip pan, and others (see [Figure 1](#)). All components exposed in high humidity shall be made of corrosion-resistant materials and shall not affect the test specimen(s).

The temperature and humidity sensors shall be installed at a position where the temperature difference between the sensor and the specimens is as small as possible ( $\pm 1$  °C).

Care shall be taken in regard to the following:

- precautions shall be taken to ensure that no condensation water is allowed to drip onto the test specimens from the walls or ceiling, nor from other test specimens;
- a condensate drip pan shall catch any condensed water dripping from the test specimens.

### 6.2 Air supply

The compressed air supplied to the chamber shall be passed through a filter to remove all traces of oil or solid. The supplied air bubbles in a water reservoir and is exhausted through the air outlet port (see [Figure 1](#)). An air mass flow is typically about three times the chamber volume per hour.

### 6.3 Water reservoir

Water in a reservoir shall be deionized water or distilled water.

The water level is held at the prescribed level,  $(205 \pm 5)$  mm, automatically.

### 6.4 Specimen rack

#### 6.4.1 Fixed specimen rack

Test specimens shall be mounted on specimen rack at equal intervals.

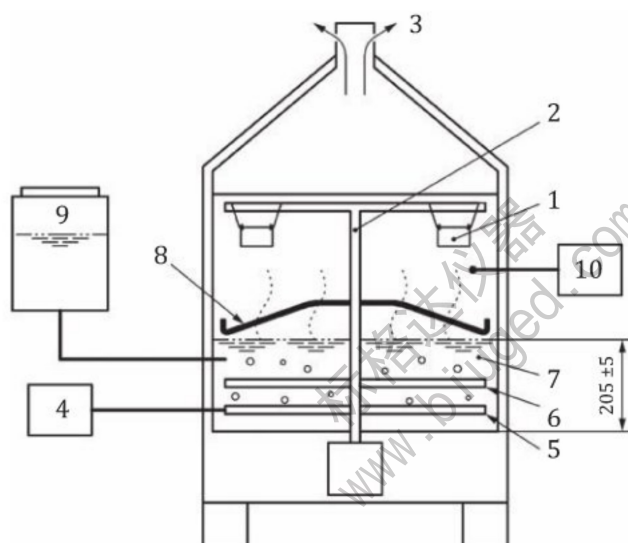
#### 6.4.2 Rotating specimen rack

Test specimens shall be mounted on rotating specimen rack at equal intervals, and the rotating speed shall be adjusted to  $(0,33 \pm 0,02)$  r/min.

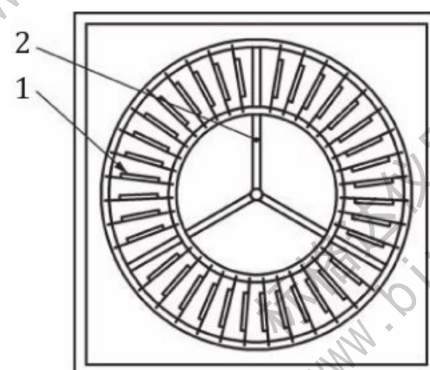
### 6.5 Installation

The apparatus shall be installed in a room with an ambient atmosphere containing no corrosive constituents (e.g. it shall not be installed in a chemical laboratory), at a room temperature of  $(23 \pm 5)$  °C and at a relative atmospheric humidity of 75 % max., in such a way that it is protected against draughts and solar radiation. In the case of comparison tests, the ambient temperature in the installation room shall be the standard temperature of  $(23 \pm 2)$  °C in accordance with ISO 3270.

Dimensions in millimetres



a) Front view



b) Top view of test specimens and rotating specimen rack

**Key**

- 1 test specimen
- 2 rotating specimen rack
- 3 air outlet port
- 4 air supplier
- 5 bubbling device

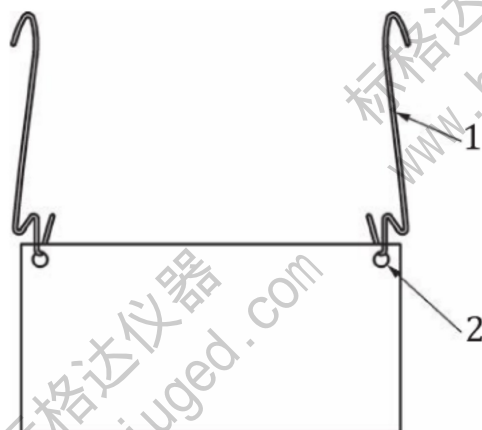
- 6 heater
- 7 water reservoir
- 8 condensate drip pan
- 9 water supply
- 10 temperature control device

**Figure 1 — Example of an apparatus with hooked-up test specimens in a rotating specimen rack****7 Test specimens****7.1 Material and dimensions**

Unless otherwise specified or agreed, the test specimens shall be of burnished steel complying with ISO 1514.

The typical size of test specimens is 75 mm × 150 mm.

**NOTE** In addition, for suspending the test specimen(s), the holes are provided in two places in the upper left and right of specimen(s), with a diameter of, for example, 5 mm. An example of a test specimen is shown in Figure 2.



**Key**

- 1 suspending hook
- 2 hole for suspending

**Figure 2 — Example of a test specimen**

## 7.2 Preparation and coating

Unless otherwise specified, prepare each test specimen in accordance with ISO 1514 and then coat it by the specified method with the product or system under test.

For many purposes, it is sufficient to coat only one face of the test specimens. However, it is necessary to specify whether the back and/or edges of the test specimens are to be sealed and, if so, whether it should be with the product or system under test or with a suitable sealant.

## 7.3 Drying and conditioning

Dry (or stove) and age (if applicable) the coated test specimens for the specified time under the specified conditions, and, unless otherwise specified, condition them in a standard atmosphere in accordance with ISO 3270 for at least 16 h, with free circulation of air and without exposing them to direct sunlight. The test procedure shall then be carried out as soon as possible.

## 7.4 Thickness of coating

Determine the thickness, in micrometres, of the dry coating using one of the non-destructive procedures described in ISO 2808.

# 8 Procedure

## 8.1 Arrangement of test specimens

Carry out the test on two test specimens and store one test specimen as the original test specimen until completion of test.

## 8.2 Start-up

The temperature shall be  $(49 \pm 2) ^\circ\text{C}$ , and the relative humidity shall be more than 95 % by heating and bubbling in a water reservoir. When there is an agreement between the interested parties, other temperatures may be used, e.g.  $(80 \pm 2) ^\circ\text{C}$ . This shall be included in the test report.

NOTE The  $\pm$  tolerances given for temperature are the allowable fluctuations, which are defined as the positive and negative deviation from the setting of the sensor at the operational control set point during equilibrium conditions. This does not mean that the set value can vary by plus/minus the amount indicated from the given value.

## 8.3 Set of test specimens

Mount the test specimen(s) on the specimen rack as per the manufacturer's instruction. If necessary, fill empty specimen rack slots with substitute specimens. The maximum load of the rack as per manufacturer's instruction shall not be exceeded to ensure continuous and uniform condensation on all test specimens.

## 8.4 Duration of test

The period of test shall be as designated by the specification covering the material or product being tested. When not specified, this period shall be agreed upon by the interested parties. Testing shall not be interrupted during the prescribed test period.

## 9 Evaluation

At the end of the specified test period, immediately examine the test surface for signs of deterioration in accordance with the appropriate part of ISO 4628. Otherwise, evaluate to compare with the original test specimen(s).

If required, keep the specimen(s) in the standard atmosphere in accordance with ISO 3270 for the specified period and examine the test surfaces for deterioration.

## 10 Precision

Precision is not applicable to this document because it only describes the stress test. Precision will result from the subsequent evaluations of the stressed test specimens.

## 11 Test report

The test report shall contain at least the following information:

- a) all details necessary to identify the product tested;
- b) a reference to this document, i.e. ISO 6270-3;
- c) material, dimensions and surface preparation of substrate;
- d) method of application of test coating and details of sealing of edges and backs of the test specimens (if required);
- e) thickness, in micrometres, of the dry coating, including the method of measurement and whether it is a single coating or a multicoat system;
- f) duration and conditions of drying (or stoving) and ageing (if applicable) of the coated test specimens before testing;
- g) any deviation, by agreement or otherwise, from the test procedure described;

- h) the temperature and humidity of the test;
- i) when inspection of the test coating is to be carried out, including details of recovery period if applicable;
- j) the results of the test, in terms of the stated requirements (see [Clause 8](#));
- k) any unusual features observed;
- l) the date of the test;
- m) the type of apparatus.

## Bibliography

- [1] ISO 4628 (all parts), *Paints and varnishes — Evaluation of degradation of coatings — Designation of quantity and size of defects, and of intensity of uniform changes in appearance*

