

---

---

**Paints and varnishes — Evaluation  
of degradation of coatings —  
Designation of quantity and size of  
defects, and of intensity of uniform  
changes in appearance —**

**Part 4:  
Assessment of degree of cracking**

*Peintures et vernis — Évaluation de la dégradation des revêtements  
— Désignation de la quantité et de la dimension des défauts, et de  
l'intensité des changements uniformes d'aspect —*

*Partie 4: Évaluation du degré de craquelage*



Reference number  
ISO 4628-4:2016(E)



## **COPYRIGHT PROTECTED DOCUMENT**

© ISO 2016, Published in Switzerland

All rights reserved. Unless otherwise specified, no part of this publication may be reproduced or utilized otherwise in any form or by any means, electronic or mechanical, including photocopying, or posting on the internet or an intranet, without prior written permission. Permission can be requested from either ISO at the address below or ISO's member body in the country of the requester.

ISO copyright office  
Ch. de Blandonnet 8 • CP 401  
CH-1214 Vernier, Geneva, Switzerland  
Tel. +41 22 749 01 11  
Fax +41 22 749 09 47  
copyright@iso.org  
www.iso.org

# Contents

Page

<b>Foreword</b>	<b>iv</b>
<b>1 Scope</b>	<b>1</b>
<b>2 Normative references</b>	<b>1</b>
<b>3 Terms and definitions</b>	<b>1</b>
<b>4 Assessment</b>	<b>1</b>
<b>5 Expression of results</b>	<b>2</b>
<b>6 Test report</b>	<b>3</b>
<b>Annex A (informative) Examples for types of cracking</b>	<b>6</b>
<b>Bibliography</b>	<b>15</b>

## Foreword

ISO (the International Organization for Standardization) is a worldwide federation of national standards bodies (ISO member bodies). The work of preparing International Standards is normally carried out through ISO technical committees. Each member body interested in a subject for which a technical committee has been established has the right to be represented on that committee. International organizations, governmental and non-governmental, in liaison with ISO, also take part in the work. ISO collaborates closely with the International Electrotechnical Commission (IEC) on all matters of electrotechnical standardization.

The procedures used to develop this document and those intended for its further maintenance are described in the ISO/IEC Directives, Part 1. In particular the different approval criteria needed for the different types of ISO documents should be noted. This document was drafted in accordance with the editorial rules of the ISO/IEC Directives, Part 2 (see [www.iso.org/directives](http://www.iso.org/directives)).

Attention is drawn to the possibility that some of the elements of this document may be the subject of patent rights. ISO shall not be held responsible for identifying any or all such patent rights. Details of any patent rights identified during the development of the document will be in the Introduction and/or on the ISO list of patent declarations received (see [www.iso.org/patents](http://www.iso.org/patents)).

Any trade name used in this document is information given for the convenience of users and does not constitute an endorsement.

For an explanation on the meaning of ISO specific terms and expressions related to conformity assessment, as well as information about ISO's adherence to the WTO principles in the Technical Barriers to Trade (TBT) see the following URL: [Foreword - Supplementary information](#)

The committee responsible for this document is ISO/TC 35, *Paints and varnishes*, Subcommittee SC 9, *General test methods for paints and varnishes*.

This third edition cancels and replaces the second edition (ISO 4628-4:2003), which has been technically revised with the following changes:

- a) lower limit for visual assessment of defects has been introduced in [Table 2](#);
- b) a normative reference to ISO 13076 for illumination for the assessment has been added.

ISO 4628 consists of the following parts, under the general title *Paints and varnishes — Evaluation of degradation of coatings — Designation of quantity and size of defects, and of intensity of uniform changes in appearance*:

- *Part 1: General introduction and designation system*
- *Part 2: Assessment of degree of blistering*
- *Part 3: Assessment of degree of rusting*
- *Part 4: Assessment of degree of cracking*
- *Part 5: Assessment of degree of flaking*
- *Part 6: Assessment of degree of chalking by tape method*
- *Part 7: Assessment of degree of chalking by velvet method*
- *Part 8: Assessment of degree of delamination and corrosion around a scribe or other artificial defect*
- *Part 10: Assessment of degree of filiform corrosion*



# Paints and varnishes — Evaluation of degradation of coatings — Designation of quantity and size of defects, and of intensity of uniform changes in appearance —

## Part 4: Assessment of degree of cracking

### 1 Scope

This part of ISO 4628 specifies a method for assessing the degree of cracking of coatings by comparison with pictorial standards.

ISO 4628-1 defines the system used for designating the quantity and size of defects and the intensity of changes in appearance of coatings and outlines the general principles of the system. This system is intended to be used, in particular, for defects caused by ageing and weathering, and for uniform changes such as colour changes, for example yellowing.

### 2 Normative references

The following documents, in whole or in part, are normatively referenced in this document and are indispensable for its application. For dated references, only the edition cited applies. For undated references, the latest edition of the referenced document (including any amendments) applies.

ISO 13076, *Paints and varnishes — Lighting and procedure for visual assessments of coatings*

### 3 Terms and definitions

For the purposes of this document, the following terms and definitions apply.

#### 3.1

##### degree of cracking

rating characterizing cracks in a coating in terms of quantity, size, and depth

### 4 Assessment

Assess the quantity of cracking by reference to [Table 1](#) and using as example [Figure 1](#) or [Figure 2](#), depending on the type of cracking.

NOTE [Figure 1](#) shows cracking without preferential direction and [Figure 2](#) shows cracking in one preferential direction, which occurs with substrates such as wood ("anisotropic" substrates). Other forms of cracking occur, but the principles of assessing the quantity remain the same.

Table 1 — Rating scheme for designating the quantity of cracks

Rating	Quantity of cracks
0	none, i.e. no detectable cracks
1	very few, i.e. small, barely significant number of cracks
2	few, i.e. small but significant number of cracks
3	moderate number of cracks
4	considerable number of cracks
5	dense pattern of cracks

If specified, assess the average size of the cracks in accordance with [Table 2](#).

Table 2 — Rating scheme for designating the size of cracks

Rating	Size of cracks
0	not visible under × 10 magnification
1	only visible under magnification up to ×10
2	just visible with normal corrected vision (up to 0,2 mm) <sup>a</sup>
3	clearly visible with normal corrected vision (larger than 0,2 mm up to 0,5 mm)
4	large cracks, larger than 0,5 mm up to 1 mm wide
5	very large cracks generally more than 1 mm wide

<sup>a</sup> Typically, defects larger than 0,2 mm are visible with normal corrected vision.

Where the test area exhibits cracks of various sizes, quote as the size rating that of the largest cracks which are numerous enough to be typical of the test area.

If possible, indicate the depth of cracking by reference to the level in the coating system to which the cracks penetrate. A distinction is made between three main types of failure by cracking:

- a) surface cracks which do not fully penetrate the top coat (i.e. checking);
- b) cracks which penetrate the top coat, the underlying coat(s) being substantially unaffected;
- c) cracks which penetrate the whole coating system.

Carry out the assessment under good illumination, as specified in ISO 13076.

5 Expression of results

Express the numerical ratings of the quantity and, if specified, size of the cracks, together with the depth of cracking (a, b, or c), shown in [Figures 1](#) and [2](#) together with the approximate dimensions of the area concerned, or its proportion to the total area, expressed as a percentage.

For example, for quantity 2, size 3 with the cracks penetrating the top coat and the underlying coat(s) are substantially unaffected, report the result as


— cracking; degree of cracking 2(S3)b.

If necessary, the assessment may be amplified in words, for example “cracking in one preferential direction” and by using the descriptions given in [Annex A](#).

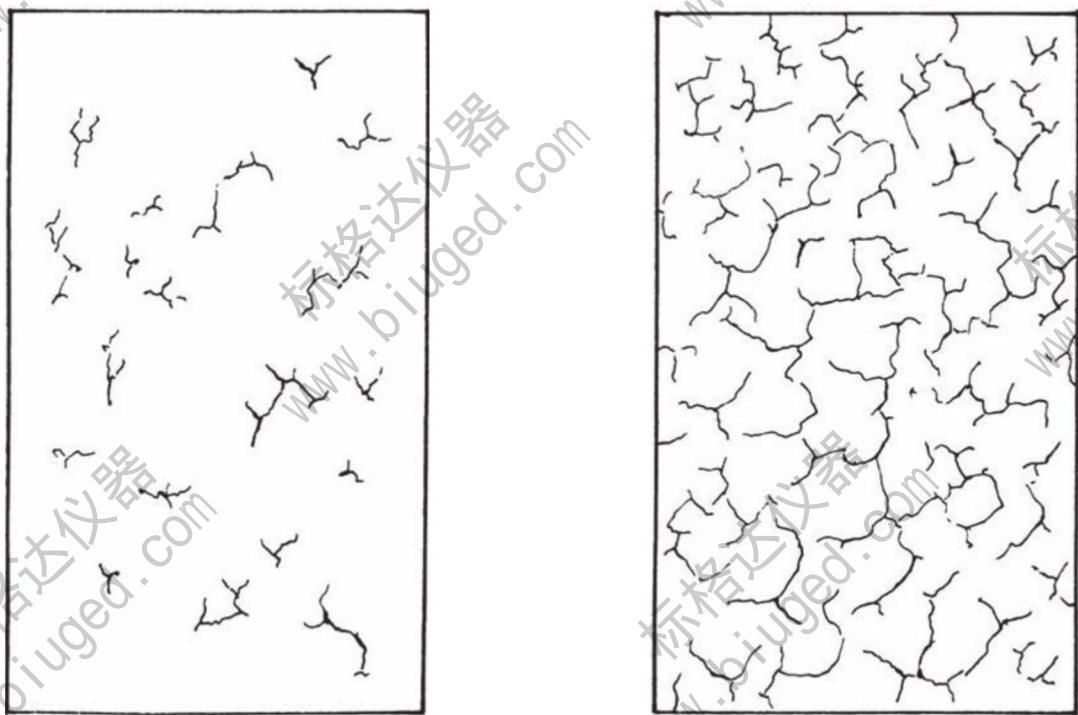
## 6 Test report

The test report shall contain at least the following information:

- a) all details necessary to identify the coating examined;
- b) a reference to this part of ISO 4628, i.e. ISO 4628-4;
- c) the type of surface examined, its size and, if appropriate, its location;
- d) the result of the examination in accordance with [Clause 5](#);
- e) an indication of the illumination under which the assessment was carried out;
- f) any unusual features (anomalies) observed during the assessment;
- g) the date of the examination.



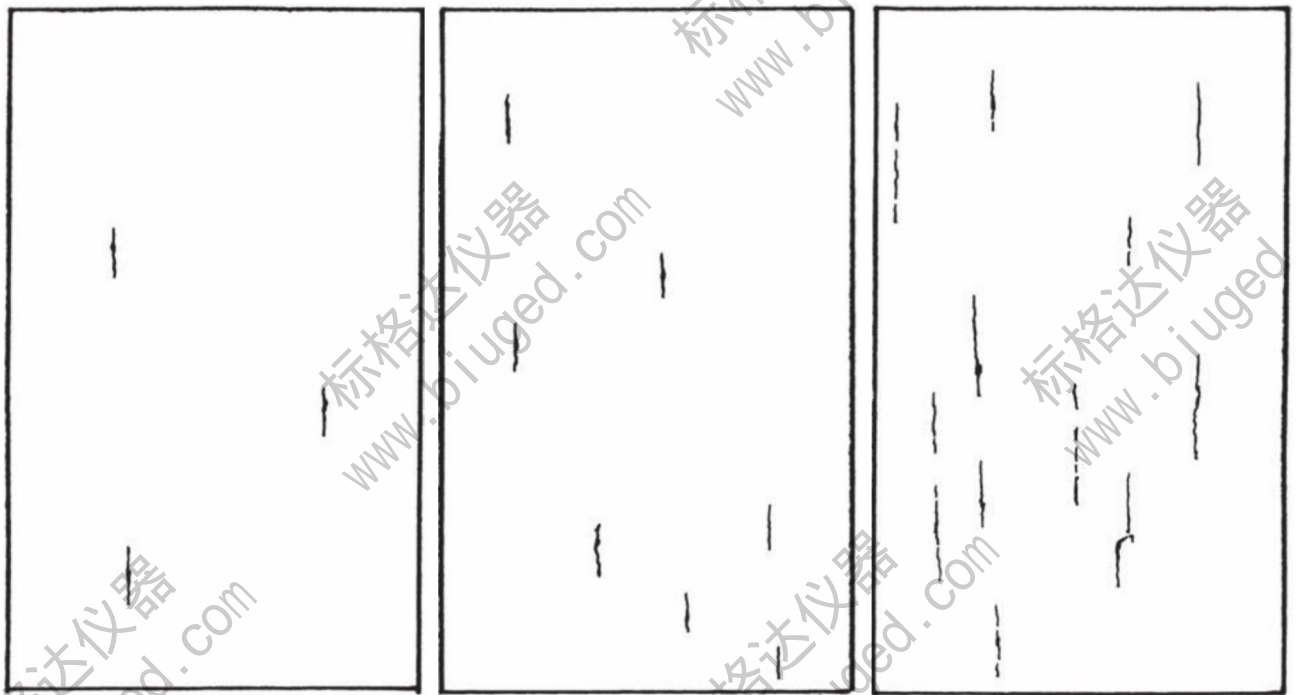
a) Quantity (density) 1                      b) Quantity (density) 2                      c) Quantity (density) 3



d) Quantity (density) 4                      e) Quantity (density) 5

Figure 1 — Cracking without preferential direction (panels of area 100 cm<sup>2</sup> to 200 cm<sup>2</sup>)






a) Quantity (density) 1

b) Quantity (density) 2

c) Quantity (density) 3



d) Quantity (density) 4



e) Quantity (density) 5

**Figure 2 — Cracking in one preferential direction (for example due to brush marks or wood grain) (panels of area 100 cm<sup>2</sup> to 200 cm<sup>2</sup>)**




Annex A  
(informative)

Examples for types of cracking

ASTM — American Society for Testing and Materials

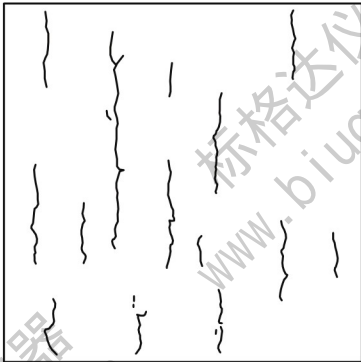
TNO — Nederlandse Organisatie voor Toegepast Natuurwetenschappelijk Onderzoek (Netherlands Organization for Applied Scientific Research)




ASTM 8  
TNO 2



ASTM 6  
TNO 4



ASTM 4  
TNO 6



ASTM 2  
TNO 8

Figure A.1 — Irregular

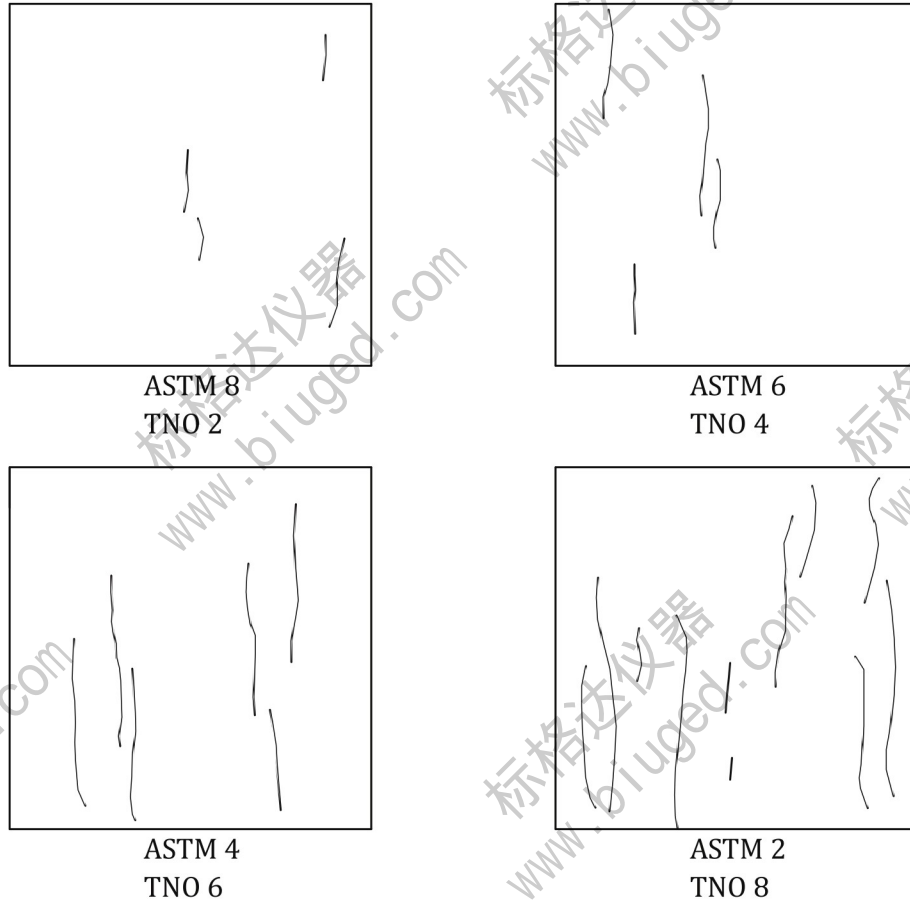


Figure A.2 — Long line

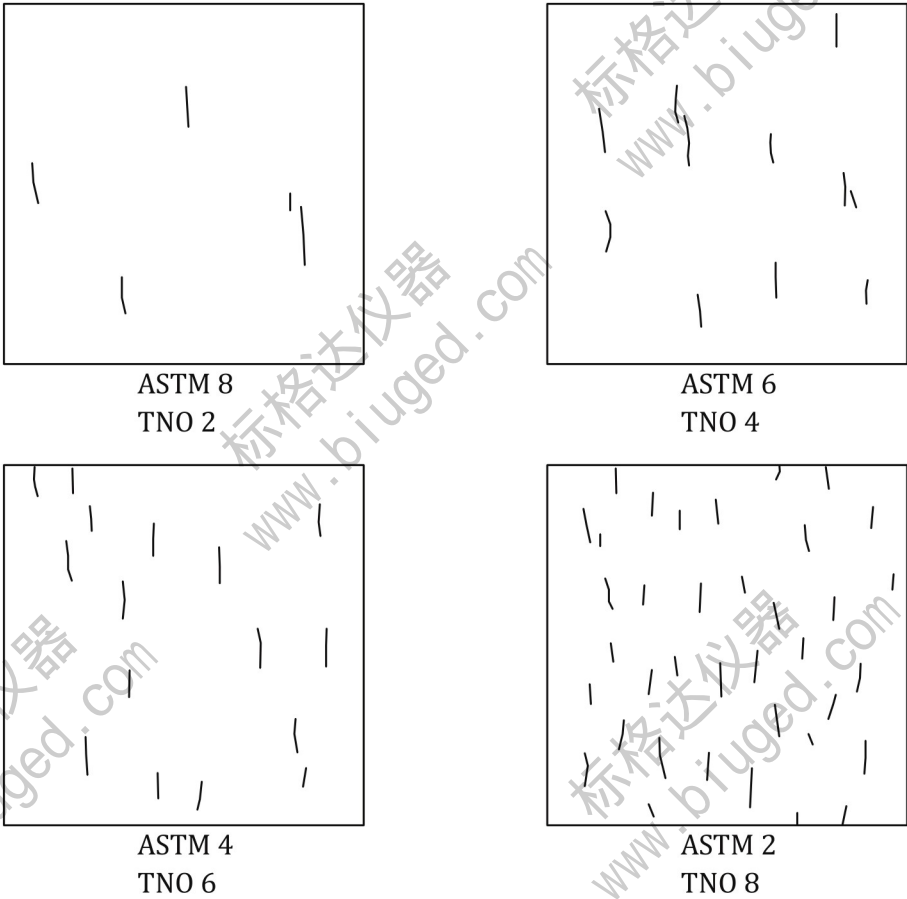
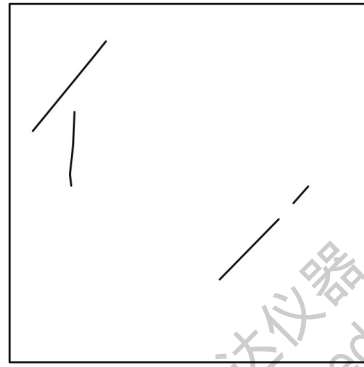
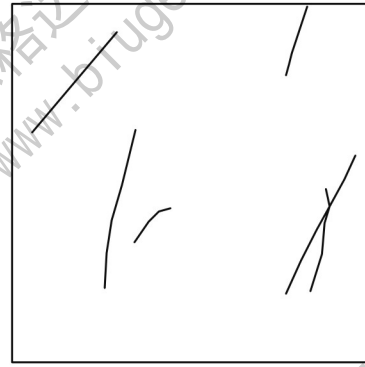


Figure A.3 — Short parallel




ASTM 8  
TNO 2



ASTM 6  
TNO 4




ASTM 4  
TNO 6



ASTM 2  
TNO 8

Figure A.4 — Switch




ASTM 8  
TNO 2



ASTM 6  
TNO 4



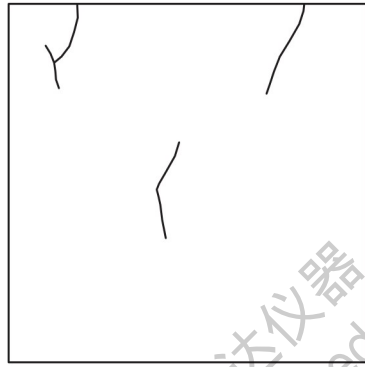
ASTM 4  
TNO 6



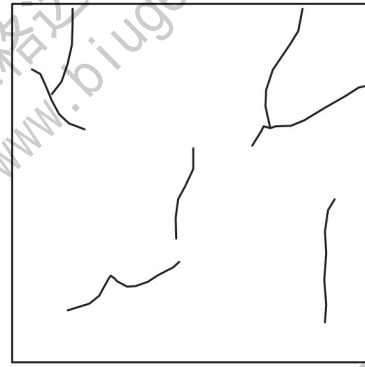
ASTM 2  
TNO 8

Figure A.5 — Crow foot

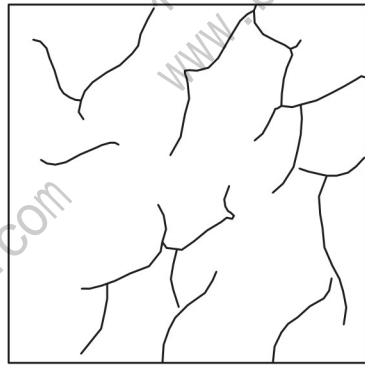




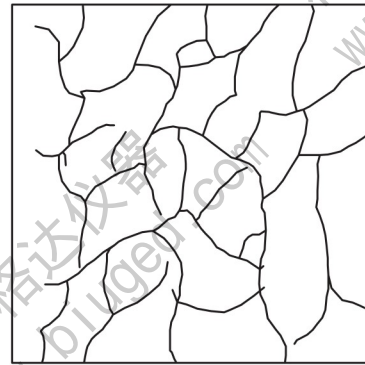
ASTM 8  
TNO 2



ASTM 6  
TNO 4

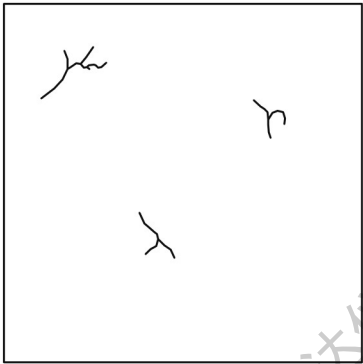


ASTM 4  
TNO 6

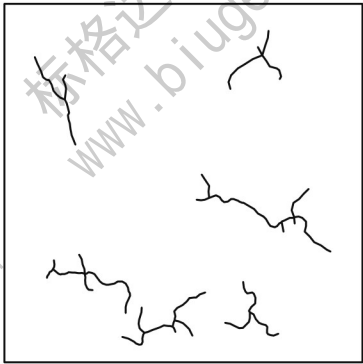


ASTM 2  
TNO 8

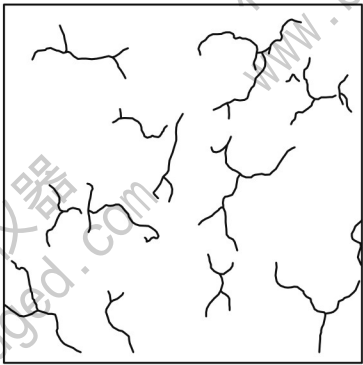
Figure A.6 — Mosaic



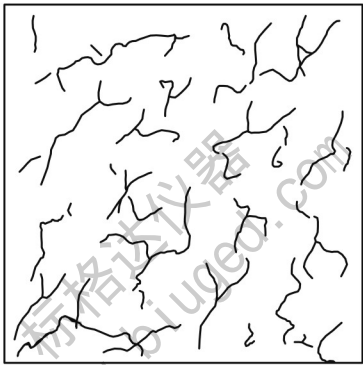
ASTM 8  
TNO 2



ASTM 6  
TNO 4



ASTM 4  
TNO 6



ASTM 2  
TNO 8

Figure A.7 — Shrinkage




Figure A.8 — Short, random

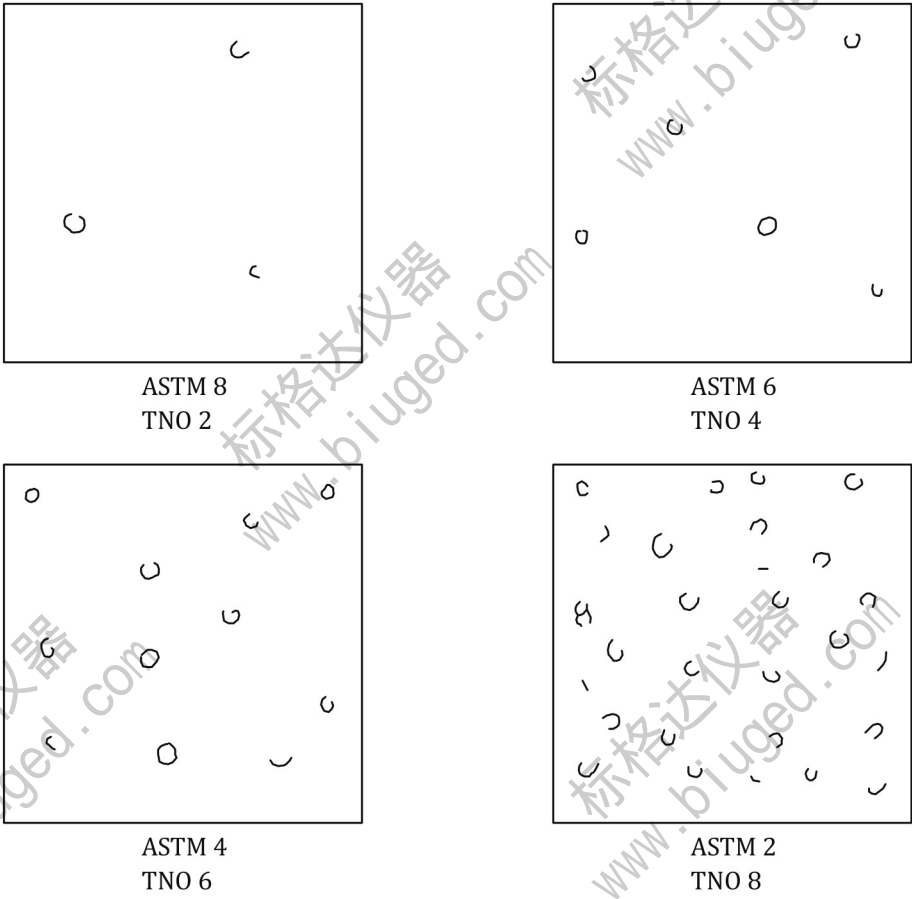


Figure A.9 — Sigmoid

## Bibliography

- [1] ISO 4628-1, *Paints and varnishes — Evaluation of degradation of coatings — Designation of quantity and size of defects, and of intensity of uniform changes in appearance — Part 1: General introduction and designation system*





标格达仪器  
www.biuged.com

标格达仪器  
www.biuged.com

标格达仪器  
www.biuged.com

标格达仪器  
www.biuged.com

标格达仪器  
www.biuged.com

标格达仪器  
www.biuged.com

标格达仪器  
www.biuged.com

标格达仪器  
www.biuged.com

标格达仪器  
www.biuged.com

标格达仪器  
www.biuged.com

标格达仪器  
www.biuged.com

标格达仪器  
www.biuged.com

标格达仪器  
www.biuged.com

标格达仪器  
www.biuged.com

标格达仪器  
www.biuged.com

标格达仪器  
www.biuged.com

标格达仪器  
www.biuged.com

标格达仪器  
www.biuged.com

标格达仪器  
www.biuged.com

标格达仪器  
www.biuged.com

# INTERNATIONAL STANDARD

**ISO  
5077**

Second edition  
2007-02-15

---

---

## **Textiles — Determination of dimensional change in washing and drying**

*Textiles — Détermination des variations dimensionnelles au lavage et au  
séchage domestiques*



Reference number  
ISO 5077:2007(E)

© ISO 2007

**PDF disclaimer**

This PDF file may contain embedded typefaces. In accordance with Adobe's licensing policy, this file may be printed or viewed but shall not be edited unless the typefaces which are embedded are licensed to and installed on the computer performing the editing. In downloading this file, parties accept therein the responsibility of not infringing Adobe's licensing policy. The ISO Central Secretariat accepts no liability in this area.

Adobe is a trademark of Adobe Systems Incorporated.

Details of the software products used to create this PDF file can be found in the General Info relative to the file; the PDF-creation parameters were optimized for printing. Every care has been taken to ensure that the file is suitable for use by ISO member bodies. In the unlikely event that a problem relating to it is found, please inform the Central Secretariat at the address given below.

© ISO 2007

All rights reserved. Unless otherwise specified, no part of this publication may be reproduced or utilized in any form or by any means, electronic or mechanical, including photocopying and microfilm, without permission in writing from either ISO at the address below or ISO's member body in the country of the requester.

ISO copyright office  
Case postale 56 • CH-1211 Geneva 20  
Tel. + 41 22 749 01 11  
Fax + 41 22 749 09 47  
E-mail [copyright@iso.org](mailto:copyright@iso.org)  
Web [www.iso.org](http://www.iso.org)

Published in Switzerland



## Foreword

ISO (the International Organization for Standardization) is a worldwide federation of national standards bodies (ISO member bodies). The work of preparing International Standards is normally carried out through ISO technical committees. Each member body interested in a subject for which a technical committee has been established has the right to be represented on that committee. International organizations, governmental and non-governmental, in liaison with ISO, also take part in the work. ISO collaborates closely with the International Electrotechnical Commission (IEC) on all matters of electrotechnical standardization.

International Standards are drafted in accordance with the rules given in the ISO/IEC Directives, Part 2.

The main task of technical committees is to prepare International Standards. Draft International Standards adopted by the technical committees are circulated to the member bodies for voting. Publication as an International Standard requires approval by at least 75 % of the member bodies casting a vote.

Attention is drawn to the possibility that some of the elements of this document may be the subject of patent rights. ISO shall not be held responsible for identifying any or all such patent rights.

ISO 5077 was prepared by Technical Committee ISO/TC 38, *Textiles*, Subcommittee SC 2, *Cleansing, finishing and water resistance tests*.

This second edition cancels and replaces the first edition (ISO 5077:1984), which has been technically revised.

# Textiles — Determination of dimensional change in washing and drying

## 1 Scope

This International Standard specifies a method for the determination of the dimensional change of fabrics, garments or other textile articles when subjected to an appropriate combination of specified washing and drying procedures.

In the case of textile articles or deformable materials, it is necessary to exercise all possible caution in the interpretation of the results.

## 2 Normative references

The following referenced documents are indispensable for the application of this document. For dated references, only the edition cited applies. For undated references, the latest edition of the referenced document (including any amendments) applies.

ISO 139, *Textiles — Standard atmospheres for conditioning and testing*

ISO 3759, *Textiles — Preparation, marking and measuring of fabric specimens and garments in tests for determination of dimensional change*

ISO 6330, *Textiles — Domestic washing and drying procedures for textile testing*

## 3 Principle

The specimen is conditioned in the specified standard atmosphere and measured before subjection to the appropriate washing and drying procedures. After drying, conditioning and remeasuring of the specimen, the changes in dimensions are calculated.

## 4 Apparatus and reagents

Use apparatus and reagents as specified in ISO 3759 and ISO 6330.

## 5 Atmospheric conditions

The atmospheric conditions required for conditioning and testing are specified in ISO 139.

## 6 Test specimens

**6.1** The selection, dimensions, marking and measuring of test specimens are specified in ISO 3759.

**6.2** When possible, three specimens from each sample should be used. One or two specimens may be used when insufficient sample is available.

## 7 Procedure

**7.1** Determine the original length and width dimensions, as appropriate, after the specimens have been conditioned and measured according to the procedure specified in ISO 139 and ISO 3759.

**7.2** Wash and dry the specimens according to one of the procedures specified in ISO 6330, as agreed between the interested parties.

**7.3** After washing and drying, condition and measure the specimens and calculate the dimensional change of the specimens according to the procedure specified in ISO 3759.

## 8 Expression of results

**8.1** Calculate the mean changes in dimensions in both the length and width directions in accordance with the arrangement in ISO 3759 as follows:

$$\frac{x_t - x_o}{x_o} \times 100$$

where

$x_o$  is the original dimension;

$x_t$  is the dimension measured after treatment.

Record the changes in measurement separately as a percentage of the corresponding original value.

**8.2** Express the average dimensional changes to the nearest 0,5 %.

**8.3** State whether the dimension has decreased (shrinkage) by means of a minus sign (–) or increased (extension) by means of a plus sign (+).

## 9 Test report

The test report shall specify the following:

- the number and year of this International Standard;
- the number of specimens washed and dried;
- the procedure used for washing and drying from ISO 6330;
- for fabric specimens, the average dimensional change in the length (warp or wale) and the average dimensional change in the width (weft or course) to the nearest 0,5 %;
- for garments, the description, make and size of the garment tested;
- for garments, an adequate description of each measuring position and the average dimensional change to the nearest 0,5 % at each position for each garment tested.